

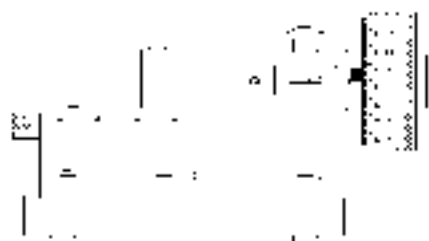
# 3300XL Monitor and Transducer Verification Kits

## Datasheet

Bently Nevada Machinery Condition Monitoring

141196 Rev. F

### Description



#### The 3300 XL Precision Micrometer

The 3300 XL Precision Micrometer is ideal for performing acceptance testing on transducer systems to the transducer's performance specifications or to the American Petroleum Institute's Standard API 670.

Bently Nevada transducer systems are all manufactured to meet published performance specifications. They have a specified linear range, average scale factor (ASF) and incremental scale factor (ISF). Transducer systems have maximum deviation from straight line (DSL) and ISF tolerances, both at ambient temperatures and for extended temperatures. The 3300 XL Precision Micrometer can help verify whether the transducer system is working properly and within published specifications.

A precision micrometer checks the transducer system. A probe mounting adapter holds the probe while a high precision 4140 target button is moved toward or away from the probe tip in specific increments. This target button simulates the position of the shaft. The output from the Proximitor\* Sensor is recorded using a voltmeter. You can then verify the operating condition of the transducer system by comparing a newly generated probe curve using the 3300 XL Precision Micrometer with published specifications for that transducer system. You can also check and verify the proper operation of shaft position monitors using this micrometer.

#### 3300 XL Shaft Micrometer

The 3300 XL Shaft Micrometer is primarily used to check the output signal of a Proximitor Sensor when viewing the rotor shaft or a reciprocating compressor piston rod. A strap attaches to a mounting base, is wrapped around the target, and is tightened to hold the mounting base firmly in position.

A spindle micrometer verifies the Proximitor Sensor output signal. A probe mounting adapter holds the probe in the mounting base, and the micrometer moves the probe



toward and away from the target in calibrated increments. The output from the Proximitor Sensor is recorded using a voltmeter.

When using the 3300 XL Shaft Micrometer to generate an output curve for programming a Rod Drop Monitor on a reciprocating compressor, use the buffered output signal on the front of the rod drop monitor rather than the output signal on the Proximitor Sensor. This is because the Rod Drop Monitor is programmed by the user based on the signal at the monitor. This signal will vary from the output signal on the Proximitor Sensor if you are using intrinsic safety barriers.

The 3300 XL Shaft Micrometer also comes with a target holding base and a calibrated 4140 target button to verify that your Proximitor Transducer System is working properly.

## Specifications

### Mechanical

Target Buttons	AISI 4140 Alloy Steel, 30.5 mm (1.20 in) diameter flat target  Note: Contact your nearest Sales Professional for details on special target materials.
----------------	---

#### Casing Material:

3300 XL Precision Micrometer	Fiberglass and Plastic.
3300 XL Shaft Micrometer	ABS Plastic.

### Measurement

#### 3300 XL Precision Micrometer



The following specifications apply to measurements performed using a 3300 XL 8mm 5M system at a temperature of 22±3°C (72±5°F) and are relative to the system's actual performance.

ISF <sub>Actual</sub> :	±5mV/mil
-------------------------	----------

DSL <sub>Actual</sub> :	±0.5 mil
-------------------------	----------

#### 3300 XL Shaft Micrometer

Part number	Resolution	Accuracy
330186-01	0.001 in	+0.0001 in
300186-02	0.01 mm	±0.003 mm

### Size

#### 3300 XL Precision Micrometer (case dimensions)

Height:	226 mm (8.9 in)
Width:	274 mm (10.8 in)
Length:	356 mm (14.0 in)

#### 3300 XL Shaft Micrometer (case dimensions)

Height:	152 mm (6.0 in)
Width:	246 mm (9.7 in)
Length:	356 mm (14.0 in)

### Total System Weight

3300 XL Precision Micrometer	6.8 kg (14.5 lb)
3300 XL Shaft Micrometer	2.8 kg (6.2 lb)

## Ordering Information

### 3300 XL Precision Micrometer

330185-AXX

A:	Scale Units:
0 1	Micrometer in English units (0-1 in)
0 2	Micrometer in metric units (0-25 mm)

### 3300 XL Shaft Micrometer

330186-AXX

A:	Scale Units:
0 1	Micrometer in English units (0-1 in)
0 2	Micrometer in metric units (0-25 mm)




The 3300 shaft micrometer and precision micrometer come with probe mounting adapters for 14 inch,  $3/8$  inch,  $1/2$  inch,  $5/8$  inch, M8, M10, M14 and M16 probe thread sizes.

## Accessories

138751-01	3300 XL Precision Micrometer Instruction Sheet
140273-01	3300 XL Shaft Micrometer Instruction Sheet
27505-01	Target button: A replacement 4140 target button that comes standard with the 3300 XL shaft micrometer. There can be a variation of up to 5% in the average scale factor (ASF) between each target button.

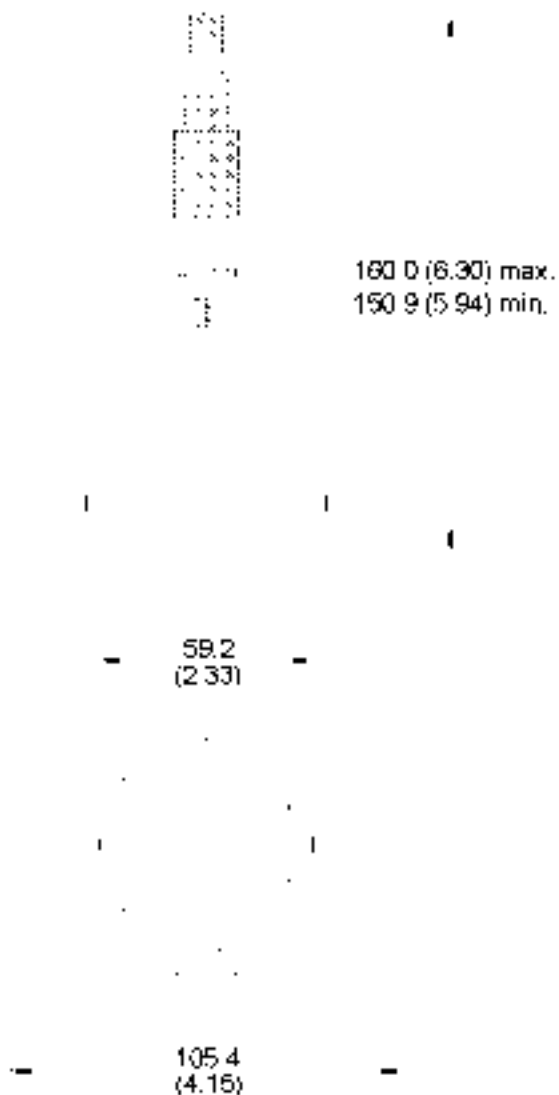
136534-01	High Precision target button: A replacement 4140 target button that comes standard with the 3300 XL precision micrometer. There can be a variation of up to 0.6% in the average scale factor (ASF) between each target button.
02200218	Shaft Micrometer Strap: A replacement strap for the 3300 XL Shaft Micrometer.
49478-01	Probe mounting adapter, M5 threads.
49478-02	Probe mounting adapter, 1/4 inch threads.
49478-03	Probe mounting adapter, M8 threads.
49478-04	Probe mounting adapter, M10 threads.
49478-05	Probe mounting adapter, 3/8 inch threads.
49478-06	Probe mounting adapter, M11 threads.
49478-07	Probe mounting adapter, 1/2 inch threads.
49478-08	Probe mounting adapter, M14 threads.
49478-09	Probe mounting adapter, 5/8 inch threads.
49478-10	Probe mounting adapter, M16 threads.

## Graphs and Figures



1. Collets to fit both metric and English 5mm, 8mm, 11mm, and 14mm probes.
2. Removable AISI 4140 target

**Figure 1: 3300 XL Precision Micrometer**



**Figure 2: 3300 XL Shaft Micrometer**



Dimensions for figures are in millimeters (inches)

Copyright 2020 Baker Hughes Company. All rights reserved.



Bently Nevada and Orbit Logo are registered trademarks of Bently Nevada, a Baker Hughes Business, in the United States and other countries. The Baker Hughes logo is a trademark of Baker Hughes Company. All other product and company names are trademarks of their respective holders. Use of the trademarks does not imply any affiliation with or endorsement by the respective holders.

Baker Hughes provides this information on an “as is” basis for general information purposes. Baker Hughes does not make any representation as to the accuracy or completeness of the information and makes no warranties of any kind, specific, implied or oral, to the fullest extent permissible by law, including those of merchantability and fitness for a particular purpose or use. Baker Hughes hereby disclaims any and all liability for any direct, indirect, consequential or special damages, claims for lost profits, or third party claims arising from the use of the information, whether a claim is asserted in contract, tort, or otherwise. Baker Hughes reserves the right to make changes in specifications and features shown herein, or discontinue the product described at any time without notice or obligation. Contact your Baker Hughes representative for the most current information.

The information contained in this document is the property of Baker Hughes and its affiliates; and is subject to change without prior notice. It is being supplied as a service to our customers and may not be altered or its content repackaged without the express written consent of Baker Hughes. This product or associated products may be covered by one or more patents. See [Bentley.com/legal](https://www.bentley.com/legal).

1631 Bently Parkway South, Minden, Nevada USA 89423  
Phone: 1.775.782.3611 or 1.800.227.5514 (US only)  
[Bentley.com](https://www.bentley.com)